



Hot Water Pressure Washers

HDC Series



Performance Under Pressure.®


HDC Series

Gasoline - Belt Drive


*The HDC Series is the most affordable and efficient skid on the market today
The best buy for a quick return on investment.*




High quality fuel filter/
water separator ensures
clean fuel supply to the
burner



Stainless-steel coil wrap
prevents rusting



12-volt burner, no need for
a generator (battery not
included)



Large polyethylene float
tank prevents rusting



*HDC-3505-0K6G shown with
optional wheel kit*

Additional Features

Pump

- Forged brass manifold with removable valve caps
- Factory preset unloader

Engine

- Industrial gasoline engine with electric start (battery not included)

Frame

- Wrinkle-finish powder coated steel, protective square tubing roll cage frame assembly

Components

- Pressure relief valve protects against excessive system pressure
- No. 1 or No. 2 diesel or kerosene fired burner (Bio-fuel not approved at this time)

Unit Includes

- Quick connect nozzles (0°, 15°, 25° and 40°)

Miscellaneous


- Temperature rise 150°F/66°C above ambient, maximum outlet temperature is 200°F



*AW-6000-1006 Hot water skid
equipment cover*



Gasoline - Belt Drive

HDC Series

Mi-T-M offers a full line of products including cold water pressure washers, air compressors, portable generators, air compressor/generator combination, air compressor/generator/welder combination, wet/dry vacuums, jobsite boxes, portable heaters and water treatment systems.

HDC Series

Gasoline - Belt Drive

Model Number	PSI	GPM	Displacement/Engine	Gas Tank Capacity	Burner Fuel Tank Capacity	Fuel Consumption	BTU per hour	Dimensions	Ship Wt.	Net Wt.
HDC-3005-0K6G	3000	4.8	624cc Kohler	10.0 gallon	10.0 gallon	2.76 gph	386,400	50in.x34in.x46in.	844 lbs.	725 lbs.
HDC-3005-0V6G	3000	4.8	480cc Vanguard OHV	10.0 gallon	10.0 gallon	2.76 gph	386,400	50in.x34in.x46in.	844 lbs.	725 lbs.
HDC-3505-1H6G	3500	4.7	GX630 Honda OHV	10.0 gallon	10.0 gallon	2.76 gph	386,400	50in.x34in.x46in.	844 lbs.	725 lbs.
HDC-3505-0K6G#	3500	4.7	624cc Kohler	10.0 gallon	10.0 gallon	2.76 gph	386,400	50in.x34in.x46in.	844 lbs.	725 lbs.
HDC-4004-1H6A	4000	4.0	614cc Honda OHV	10.0 gallon	10.0 gallon	2.76 gph	386,400	50in.x34in.x46in.	844 lbs.	725 lbs.

#Higher performance 624cc Kohler engine.

OPTIONS

Part Number	Description	Fits Models
HX-0130	Three-way ball valve - Allows pressure washer to be operated from garden hose/float tank or trailer supply tank by adjusting ball lever valve	All models
HX-0147	Four-point lifting capability - Allows unit to be lifted by crane	All models
HX-0156	Hour meter - Displays number of hours unit has been in operation	All models
HX-0200	Trapping unloader - For longer hose runs and cleaning elevated areas	All models
HX-0212	Adjustable temperature control - Operator is able to adjust outlet water temperature between 96°F-250°F	All models
HX-0227	Clutch drive option - Stops the pump from spinning in bypass mode and helps to extend the life of the pump	3000 PSI models
HX-0228	Clutch drive option - Stops the pump from spinning in bypass mode and helps to extend the life of the pump	3500 PSI models

ACCESSORIES

Part Number	Description	Fits Models
AW-5740-0000	Wheel kit - Allows unit to become portable	All models
AW-6000-1006	Hot water skid equipment cover - Keeps your equipment clean, dry and looking like new, made from 600-denier vinyl-backed polyester, water resistant, drawstrings to secure cover	All models
50-0170	Stack adapter - Allows 8-inch flue pipe to be installed to boiler exhaust port	All models
850-0324	Gasket (for 50-0170) - Seals between 50-0170 stack adapter and boiler housing	All models

POWERED by **HONDA**™

Mi-T-M Corporation
 8650 Enterprise Drive
 Peosta, IA 52068
 800-553-9053
 563-556-1235 fax
 corp@mitm.com
 www.mitm.com

Distributed by:

Performance Under Pressure.®

03012012